





AC inlet fuse
120V = T10A
230V = T6.3A




Standby PCB – Value marked on PCB

Primare A32 cont....



Left channel main power module
Values are marked on PCB



Right channel main power module
Values are marked on PCB